



# HEMORRHAGIC DIARRRHEA AND SUDDEN DEATH IN 18 WEEK OLD FATTENERS

9 May 2022 11<sup>TH</sup> ECPHM RESIDENT WORKSHOP

Marc Schyns

# Content

- Farm
- Anamnesis and clinical findings
- Diagnostics
- Actions
- Follow-up



# Farm

- Farrow-to-finish farm
- 600 sows
- Every week  $\pm$  400 piglets are born
- History of PHE
- Piglets vaccinated IM for:
  - *M. hyopneumoniae*
  - Porcine circo virus type 2 (PCV2)
  - *L. intracellularis*



# Anamnesis and clinical findings

Clinical signs (started august 2021):

- 18 weeks of age
- Pale skin
- Hemorrhagic diarrhea
- In a few days 10 acute death fatteners



# Hemorrhagic diarrhea in fatteners

## Infectious

- *Lawsonia intracellularis*
- *Salmonella spp.*
- *Brachyspira spp.*
- *Trichuris suis*
- *Clostridium perfringens type C*

## Noninfectious

- Gastric ulcers (more elaboration)
- Hemorrhagic bowel syndrome
- Intoxication: rodenticide



# PCR on saliva

## Antigen Assays:

			qPCR-LAW( INGENETIX)	
		Value (10log Copies/ml)		Result
1	Fatteners 11 weeks	31	-	no LAW detected
2	Fatteners 18 weeks	31	-	LAW detected (Cq 25.92)



# Necropsy

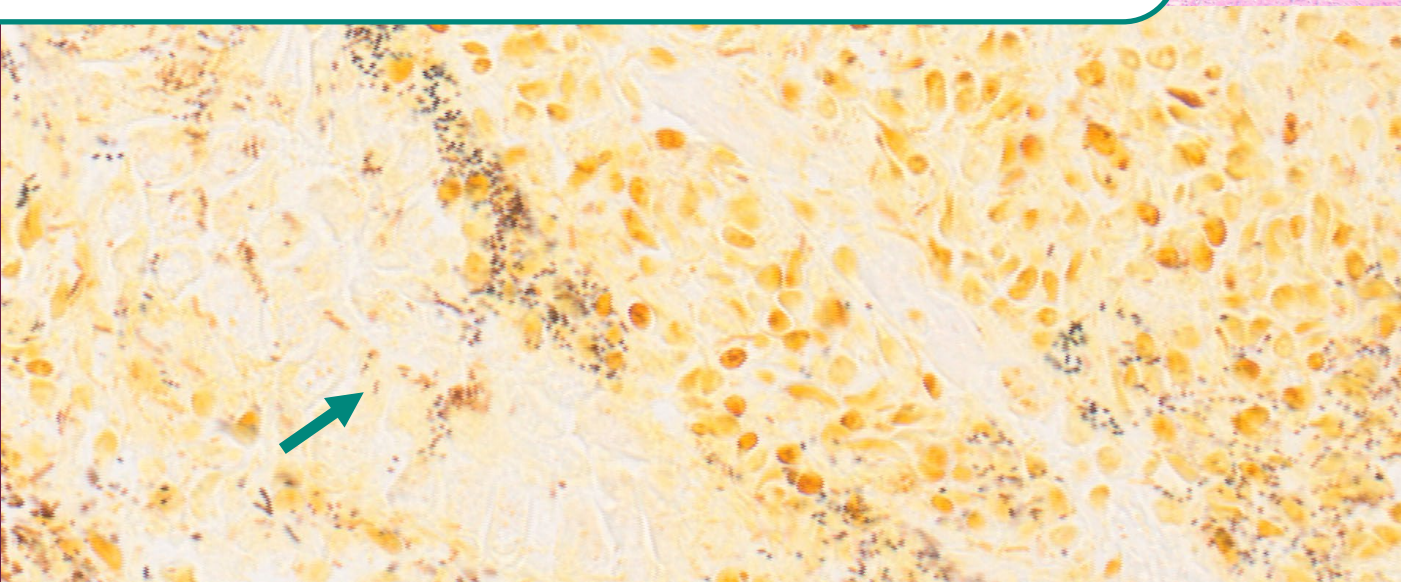
- Macroscopical findings:
  - Pale carcass
  - Hydropericardium
  - Chronic ulcer ventriculi
  - Pseudomembranous enteritis

Batch treatment was started in compartments with clinical signs.  
Tylosine 5 mg/kg bodyweight during 10 days by the drinking water.

- Faecal culture:
  - *L. intracellularis* was detected (52.000 bacteriae/gram)
  - *Salmonella* spp, *B. hyodysenteriae* & *B. pilosicoli* were not detected



Necrotic enteritis

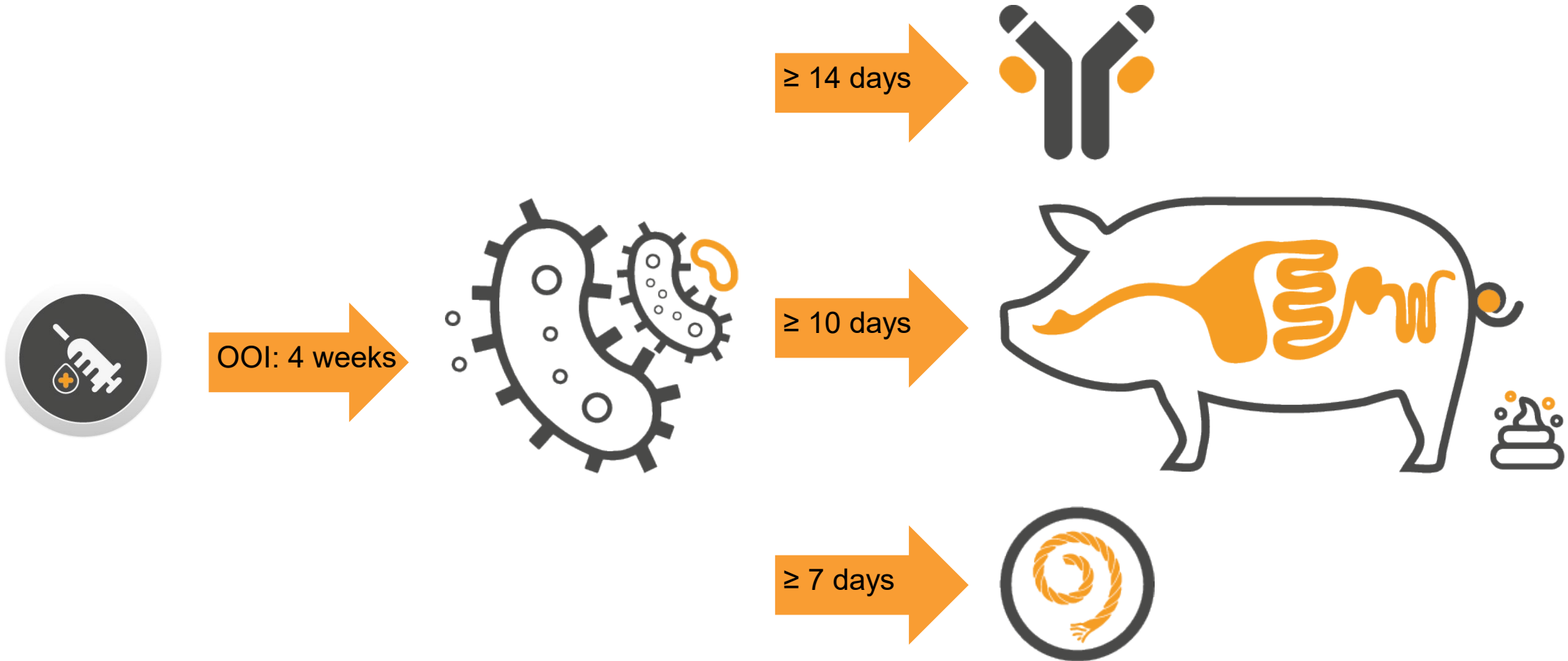


## Questions to be answered:

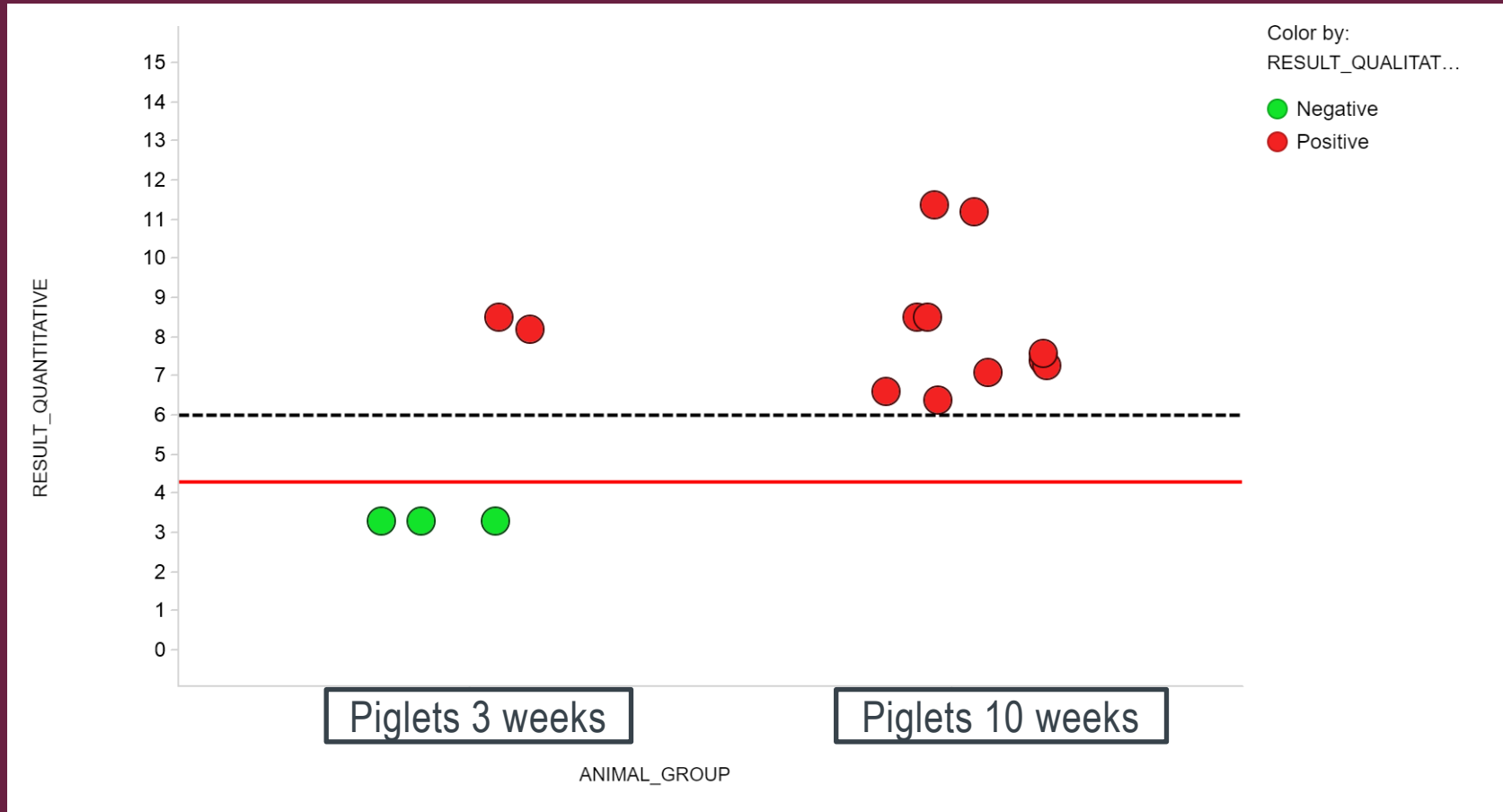
- How is the vaccination implementation/handling performed?
- Why do we still have hemorrhagic diarrhea and acute death fatteners despite vaccination?
- What change has led to the sudden outbreak?



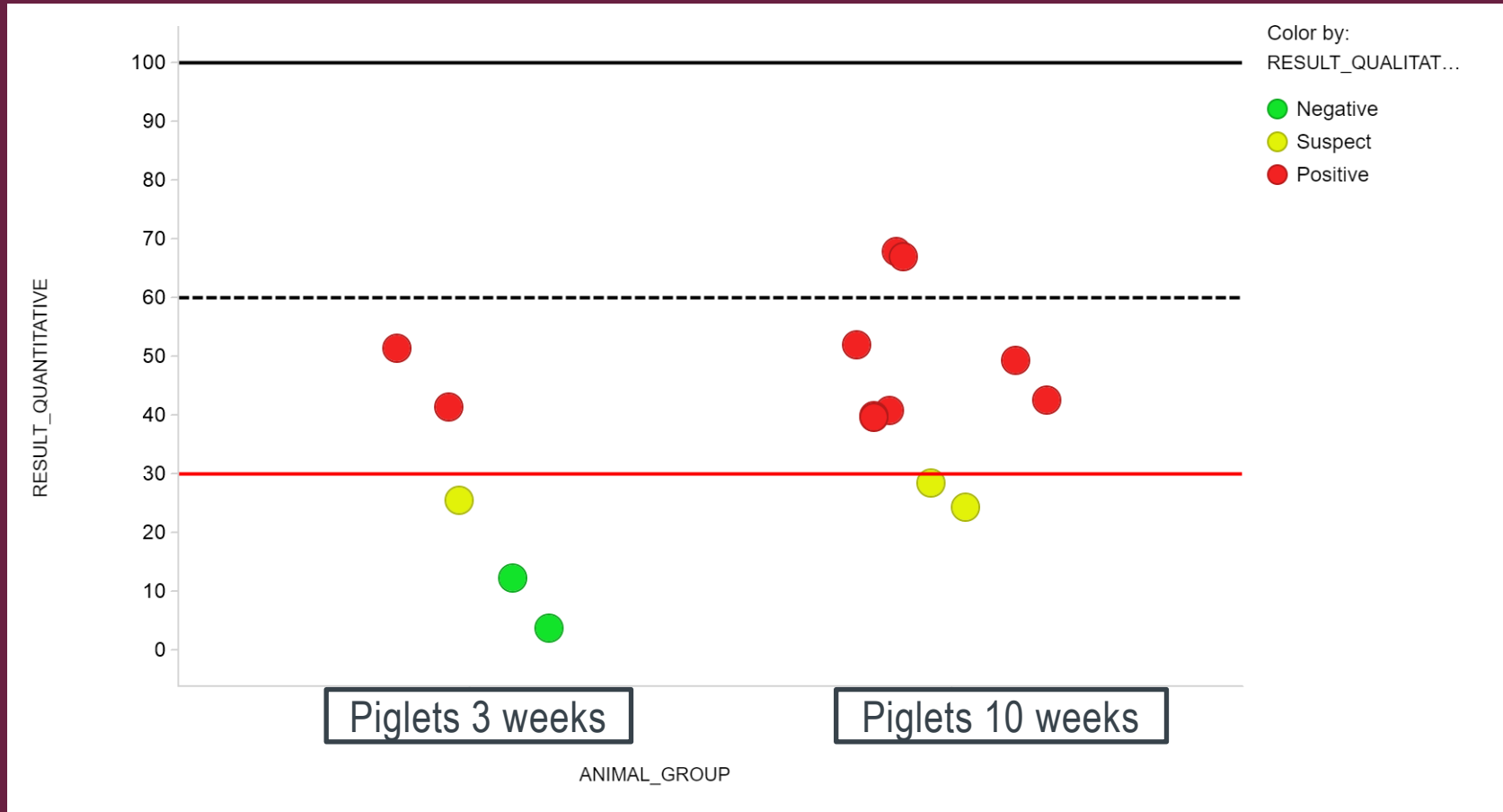
# TIMELINE OF INFECTION



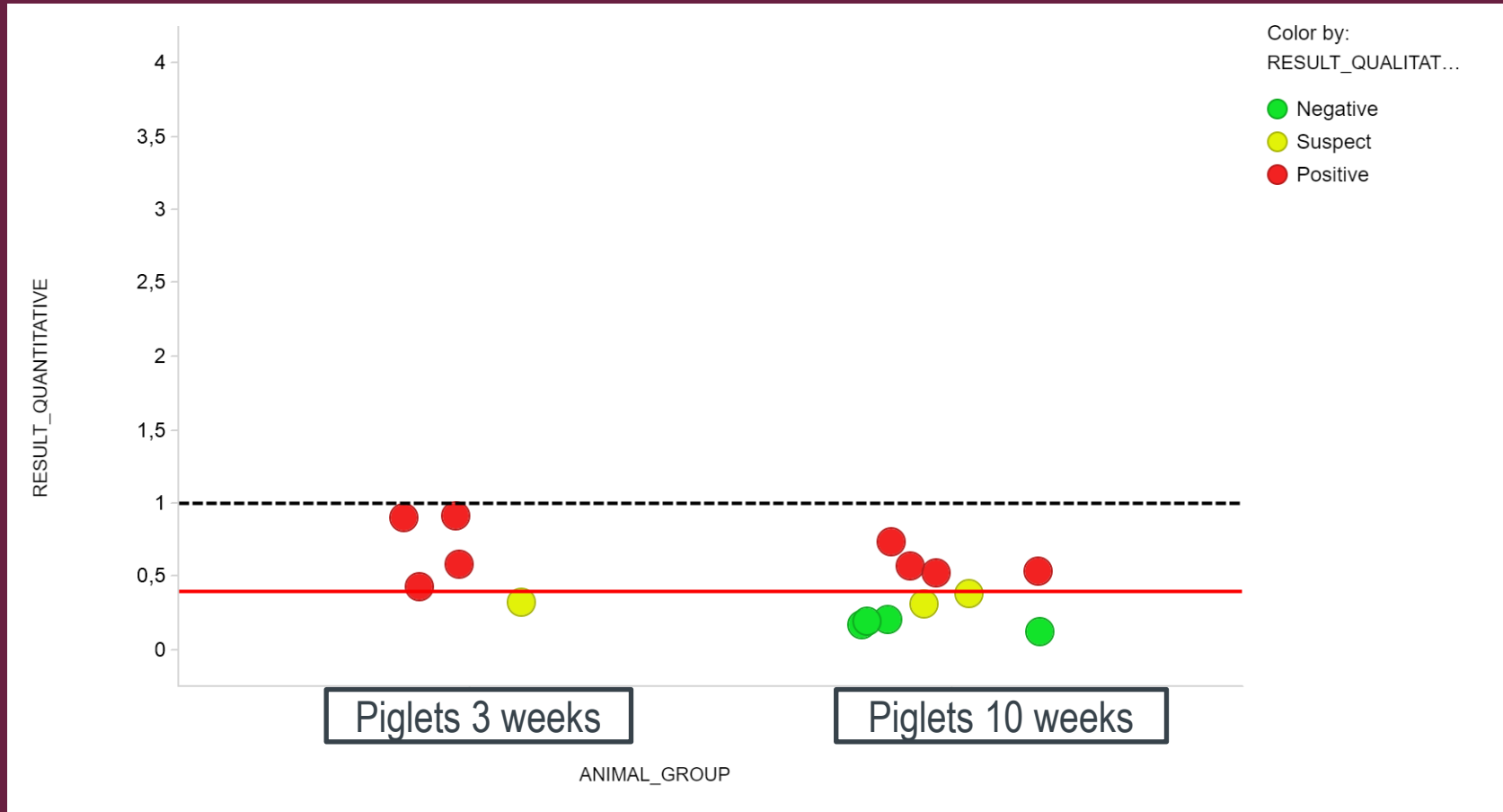
# Individual Results (ALPHALISA-PCV type 2)



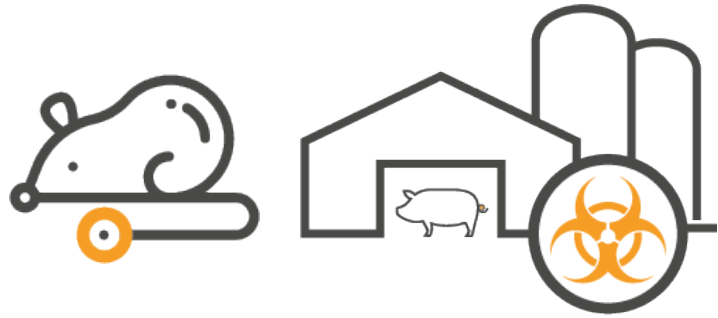
# Individual Results (ELISA-LAW (SVANOVA))




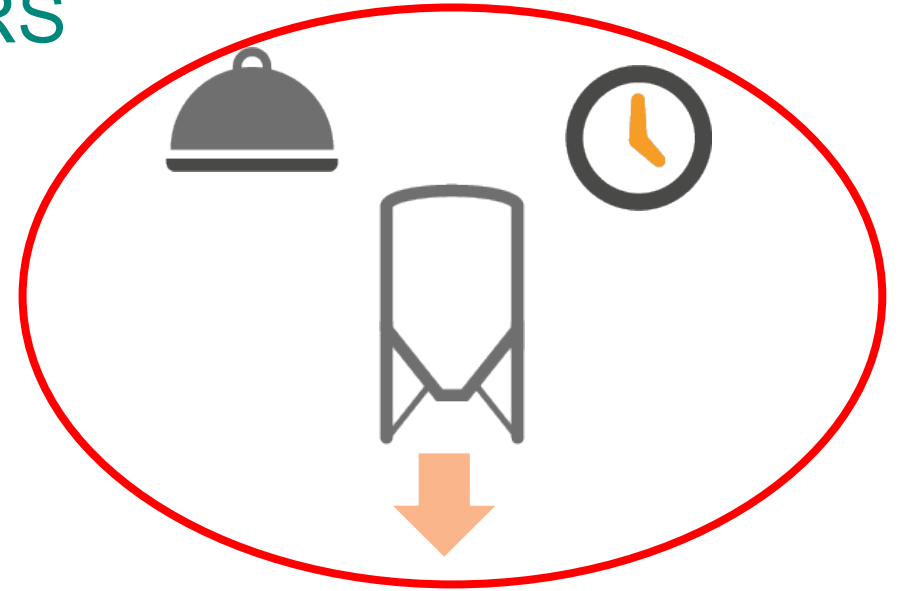
# Individual Results (ELISA-MH (IDEXX))



# RISK FACTORS



≥ 10 days



# Discussion

- Problems disappeared after 3 months
- Different antibiotic therapy?
- Feeding measures?
- Vaccine batch related issues?





# Questions?



**Marc Schyns**  
+31 6 - 82627854

## Acknowledgements:

- Technical colleagues
- Herd veterinarian
- Farmer
- Supervisor

# References

1. Armbruster, G.; Beckler, D. Evaluation of Tylan  $\square$  in a Finishing Pig Subclinical Ileitis Challenge Model. In Proceedings of the AASV Annual Meeting: Purpose-Inspired Practice Figure; 2013; pp. 237–242.
2. Arnold, M.; Crienen, A.; Swam, H.; Berg, S. v.; Jolie, R.; Nathues, H. Correlation of Lawsonia Intracellularis Positivity in Quantitative PCR and Herd Factors in European Pig Herds. *Porc. Heal. Manag.* **2021**, *7*, 4–11, doi:10.1186/s40813-021-00192-4.
3. Gebhart, C.J.; Guedes, R.M.C. Lawsonia Intracellularis. *Pathog. Bact. Infect. Anim. Fourth Ed.* **2010**, 503–512, doi:10.1002/9780470958209.CH26.
4. Karuppanan, A.K.; Opriessnig, T. Lawsonia Intracellularis: Revisiting the Disease Ecology and Control of This Fastidious Pathogen in Pigs. *Front. Vet. Sci.* **2018**, *5*, 181, doi:10.3389/fvets.2018.00181.
5. Larsen, I.; Nielsen, S.S.; Olsen, J.E.; Nielsen, J.P. The Efficacy of Oxytetracycline Treatment at Batch, Pen and Individual Level on Lawsonia Intracellularis Infection in Nursery Pigs in a Randomised Clinical Trial. *Prev. Vet. Med.* **2016**, *124*, 25–33, doi:10.1016/j.prevetmed.2015.12.018.
6. Vannucci, F.A.; Gebhart, C.J. Recent Advances in Understanding the Pathogenesis of Lawsonia Intracellularis Infections. *Vet. Pathol.* **2014**, *51*, 465–477, doi:10.1177/0300985813520249.
7. Vannucci, F.A.; Gebhart, C.J.; McOrist, S., 2019. Proliferative Enteropathy. In: Diseases of swine 11<sup>th</sup> edition, Blackwell Publishing Professional, Ames, Iowa, USA, pp. 898-911
8. Weber, N.R.; Pedersen, K.S.; Hansen, C.F.; Denwood, M.; Hjulsager, C.K.; Nielsen, J.P. Batch Medication of Intestinal Infections in Nursery Pigs—A Randomised Clinical Trial on the Efficacy of Treatment Strategy, Type of Antibiotic and Bacterial Load on Average Daily Weight Gain. *Prev. Vet. Med.* **2017**, *137*, 69–76, doi:10.1016/j.prevetmed.2016.12.018.

